# Slot.it P1/HYPERCAR Class 2025

## PREMISE

**I.** These regulations include the exhaustive list of conformity requirements for models participating in competitions; modifications not included in the regulations are prohibited. Certain prohibitions are made explicit for clarity.

**II.** The term "Box Stock" means the condition in which a model or any component is presented in its packaging for its intended use.

**III.** All models and spare parts must be in Box Stock condition.

**IV.** The use of a free component cannot imply a modification, substitution or omission that is not defined in these regulations.

**V.** These regulations cover the rules for **“P1/HYPERCAR”.**

**VI.** The catalogue 'Slot Car Accessories in 1/32 scale' is the only reference for all legal codes in this regulation and is published in the 'Download' section of 'www.slot.it', or: http://catalog.slot.it/

## MOTOR ASSIGNEMENT (optional)

the organisers will assign by lot a motor and three tyres for each model. A pinion gear for each model, chosen by the participants from amongst the available options (see section 7), will also be provided on delivery of the engine and tyres.
The installation of the engine, sprockets and tyres will take place under Parc Fermé conditions.
Once the competitors have chosen a pair of tyres, they shall return the discarded one. The number of tyres supplied depends on the type of race.

Motors are selected in advance by Slot.it by measuring both unloaded and loaded revolutions and consumption to ensure a homogeneous supply.
Malfunctions of the supplied motors and or tyres are to be considered race incidents and do not entitle to any compensation or reparation in laps, time or otherwise.

## 1. ALLOWED MODELS

**1.1** The parent codes of the "CA--" models homologated in any livery variant are as follow (with standard body weight):

| **CA22 Lola B09/60 ...** | **CA24 Audi R18 TDI** |
|---|---|
| **Body weight 15.4-16.0g** | **Body weight 16.0g** |
| **CA29 Audi R18 e-tron quattro** | **CA31 Lola Aston Martin DBR1-2** |
| **Body weight 17.8g** | **Body weight 17.3g** |
| **CA33 Audi R8 LMP 2000** | **CA38 Audi R18 Ultra** |
| **Body weight 17.9g** | **Body weight 17.7g** |

| CA39 Lola B12/80 | CA56 Acura ARX-05 |
|---|---|
| Body weight 16.6g | Body weight 18.8g |
| **CA63 Toyota GR010** | |
| Body weight 18.2g | |

**1.2** Any changes, substitutions or omissions can only be made if explicitly referred to in these regulations. Sometimes, for clarity, prohibitions are explicitly stated.

**1.3** Slot.it parts dedicated to 4WD models are allowed for the Audi R18 and R18 e-tron models only.

## 2. BODYWORK AND MODIFICATIONS

**2.1** The bodywork cannot be modified and must be in 'Box Stock' configuration.

**2.1.1** However, it is acceptable for the following to be omitted: rear view mirrors, windscreen wipers, side lights, front towing hook (also from the chassis), additional lights, antennas.

**2.2** Painting the body with a specific livery is optional. Paint can only cover the outer surface.

**2.3** Painting white bodies is obligatory and can only cover the outer surface.

**2.4** It is forbidden to paint transparent parts.

**2.5** The housings of the frame fixing screws can be reinforced with plastic tubes.

**2.6** The body must be attached to the chassis with all the screws provided for the box model.

**2.7** All the spare parts included in the sales box dedicated to the specific model can be used.

**2.7.1** The use of all ‘tear proof’ spare parts and Slot.it-coded plastic cockpits is permitted.

**2.8** Reinforcement of the spoiler attachment points with resin and/or tape is permitted, provided that the shape of the bodywork is not visibly altered. The reinforcement must not alter the upper part of the spoiler.

**2.9** When installing the lighting system, it is allowed to drill holes in the bodywork in the locations of the front and rear light housings to accommodate the LEDs, according to their shape.

**2.10** The minimum weight of the bodywork is:

# >/= 19.0g

**2.10.1** This weight refers to the weight of the disassembled body, in one piece, without screws.

**2.10.2** Models whose bodywork turns out to be lighter must be brought into weight conformity using ballast placed under the driver's compartment.

## 3. CHASSIS AND MODIFICATIONS

**3.1** The term 'Chassis' means the assembled sum of all its original components.

**3.2** It is assumed that the Box Stock chassis is flat in the central area.

**3.3** The use of Slot.it-encoded 3D-printed soft chassis is permitted.

**3.4** The chassis cannot be modified and no material can be removed.

**3.4.1** Cleaning the chassis from moulding burrs and chamfering the sides is permitted as long as the gap between the sides of the chassis and the bodywork does not exceed 1.0 mm.

**3.5** It is allowed to reinforce the pickup support hole.

**3.6** The chassis must clearly display the name of the driver or the team to which it belongs.

**3.7** The maximum width of the slots for the body screws is 2.6 mm. The measurement includes the washer, if present.

**3.8** The minimum height of the chassis from the ground, measured at the front axle, is 0.1 mm. The minimum height of the chassis from the ground, measured at the rear axle, is 2.2 mm.

**3.8.1** Measurements are carried out with unworn race wheels installed.
For measurement only, the screws may be fully tightened and the suspension fully extended.

**3.9** The lower surfaces of the chassis, motor mount and motor must be on the same plane.

**3.9.1** The coplanarity tolerance of the three elements must be that of the original models and must not exceed +/- 0,3 mm.

**3.10** M2 grub screws can be used in their designated positions to adjust the position of the front axle and the resting of the body on the chassis.

**3.11** SP07 spacers are optional and can be glued.

**3.12** On the front axle the plastic bushings are optional and can be replaced by Slot.it coded spherical bushings.

**3.13** It is allowed to cover the holes of the body's screws with a small adhesive tape.

**3.14** The upper and lower parts of the chassis can be reinforced with resin or glue, limited to the rear areas, as shown in the pictures below.

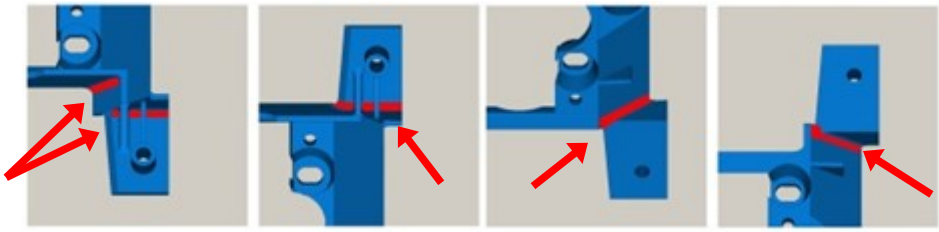

**3.15** The front screw housing can be reinforced with resin or other material in the indicated area.



## 4. MOTOR MOUNTS & modifications

**4.1** All anglewinder Slot.it motor mounts are permitted, including carbon fibre ones.
**4.2** It is asllowed to cut off the side pins of the motor mount. Other than that the motor mount cannot be modified.
**4.3** It is allowed to let move the motor mount on the chassis.
**4.4** Bushings cannot be glued into their compartment. Bearings can be glued.

## 5. SHAFTS (AXLES*)

**5.1** Any Slot it-coded full-section axle can be used.
**5.2** The PA39 independent-wheel front axle can be used provided that one wheel is retained by the eyelet inserted in the axle and the other by the wheel grub screw.
**5.3** Front axle must be 61 mm, rear axle 64 mm.
**5.4** the use of rear axle stoppers PA25, PA57 is permitted.
**5.5** The maximum track width, measured at the tyre, must not exceed the width of the bodywork.

PA01-x

PA39

PA25

PA57

* for historical reasons, nouns 'shaft' and 'axle' are used as synonyms.

## 6. GEARS

**6.1** All Slot.it coded anglewinder gears, plastic or ergal, are homologated (reference starts with **GA16xx**).
**6.2** The gear cannot be glued.

## 7. MOTOR and PINION

**7.1** The homologated motor is the Slot.it **Flat-6S** (MN13CH) only.
**7.2** The homologated pinions are the Slot.it 6.5 mm or 7 mm 11, 12, 13 or 14 theet.
Ergal or Brass.
**7.3** The motor cannot be glued to the frame or secured with tape, but can be fastened to it with screws.
**7.4** It is legal to cover the motor opening.
**7.5** It is allowed to have the opening downwards.
**7.6** If the engine is supplied by the organiser of the race, it is forbidden to carry out any manoeuvres that may alter its performance, including running-in and the use of any type of liquid, except external lubrication.

MN13CH

## 8. WHEELS

**8.1** **Front wheels:** All Slot.it-encoded plastic, aluminium or magnesium wheels are homologated. Minimun diameter 16.5 mm, width 8.2 mm.

**8.1.1** 3D printed wheels are allowed (code W16508215-3D)

**8.2** **Rear wheels:** All Slot.it-encoded plastic, aluminium or magnesium wheels are homologated. Minimun diameter 16.5 mm, width 8.2 mm or 10 mm.

**8.3** The wheel-tyre contact surface must be original and clean.

**8.4** The use of Slot.it encoded wheel inserts is mandatory. All wheel inserts are permitted.

**8.5** Washers or rings can be placed between the chassis and the wheels or between the stopper and the wheels.

## 9. TYRES

**9.1** **Front tyres:** visibly marked Slot.it they must be homogeneous over the entire width; PT15 and PT19 tyres are homologated.

**9.2** **Rear tyres:** The homologated rear tyres are the Slot.it PT1171. The compound (F22 or G25) is defined according to race rules.

**9.2.1** Rear tyres may be supplied by the organiser.

**9.3** It is not permitted to glue the tyres to the rims or treat them with any liquid other than that supplied by the organisers.

**Front tyres:**

PT15 PT19

**Rear tyres:**

PT1171F22/G25

## 10. SUSPENSIONS

**10.1** Suspensions kits can be installed on all the three slots available (front/sides/rear)

**10.1.1** side plastic “spines” can be utilisid to mount the suspensions on the sides.

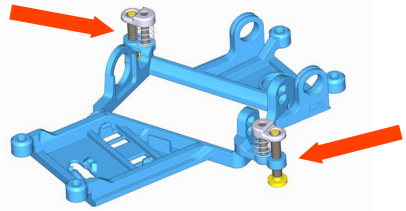

**10.2** It is permitted to install all and only Slot.it coded suspension components. Any combinations of these components is allowed.

**10.3** Modifying (lengthening or shortening) the suspension springs is permitted.

**10.4** Only Slot.it screw dedicated to suspension are allowed.

**10.4.1** Screws can be modifed.

**Classic suspensions (examples):**

CH47c

Soft | Medium | Ultra soft | Short ultra soft

CH55A | CH55B | CH55C | CH55D

CH77

**Magnetic suspensions:**

CH09

CN08 | CN09 | CN10

## 11. WASHERS, SPACERS, SCREWS, GRUB SCREWS

**11.1** Washers and spacers are free, metallic. They are permitted where present in the box model and on the front and rear axles.

**11.2** Screws and grub screws are free unless otherwise specified in the regulations.

**11.3** It is allowed to use the "plastic counter plugs" code CH72 or the vetronite bars code CH127 on the engine frame bolts. Vetronite bars can also be found in the suspension kit code CH47c.

CH72

CH127

## 12. PICK-UP

**12.1** The Slot.it coded pick-ups allowed are: **CH26**, **CH66**, **CH85**, **CH85d**, **CH88b** and **CH111**.
**12.2** Wodden Pick-up are NOT allowed
**12.3** Modifying the blade is permitted.
**12.4** The use of a grub screw in the hub of CH26 and CH66 is permitted.
**12.5** Only black plastic pick-ups are allowed.

CH26

CH66

CH85d

CH88b

## 13. BRAIDS, CABLES, EYELETS

**13.1** Contact braids, power cables, eyelets and the type of connection between power cables, braids and the pick-up are free.
**13.2** In the event that the engine is supplied by the organiser already wired with standard Slot.it connectors, the power cables coming out of the pickup, of free type, must nevertheless terminate with Slot.it connectors, code SP45.




## 14. LED AND LIGHT KIT (optional)

**14.1** The Light Kit must be of type SP16c or SP44.
**14.2** The placement of the light kit is free as long as it is inside the car.
**14.3** The chip components of all light kits cannot be separated.
**14.4** It is permitted to replace the LEDs of the Slot.it kit as long as they are white or yellow at the front and red at the rear.
**14.4.1** The LEDs must also be of uniform colour between similar positions.
**14.5** The minimum number of LEDs is two at the front and two at the rear.
**14.6** Exhaust lights are allowed. Lights must be placed at the exhaust spot in the car.
**14.7** STOP or WARNING light are allowed
**14.8** Cables are free and it is permitted to use connectors and switches as long as they are entirely within the model.
**14.9** The minimum weight of the bodywork is increased by **3.0g** for the installation of SP16c or SP44 kit.

## 15. MAGNETS

**15.1** The use of magnets is not permitted with the exception of correctly installed magnetic suspension magnets (unless otherwise specified locally).

## 16. BALLAST

**16.1** A maximum of one SP23 ballast is permitted in one of the designated spaces only.

**16.2** If the body doesn't conply with the minimum weight SP24 and/or SP25 ballast can be used to attain minimum weight.

**16.2.1** For placement refer to **2.11.1**

SP23

SP24

SP25

| Revision Matrix | | | |
|---|---|---|---|
| **Revision** | **Date** | **Status** | **modifications** |
| **1.0** | 27/05/25 | **Active** | **First revision of 2025** |